

SNP-C04 SERIES

40 Watts

Industrial Applications

60 Watts Peak Current



GENERAL SPECIFICATIONS

Input Voltage.....	85VAC to 264VAC
Input Frequency.....	47Hz to 63Hz
Inrush Current (cold).....	Less than 30A at 115VAC, 25°C
Operating Temperature.....	-20 to 70°C de-rated 2.5%/°C >50°C
Storage Temperature.....	-40°C to 85°C
Cooling.....	Free Air Convection
Efficiency.....	75% to 85%
Holdup Time.....	>16ms at 115VAC
Oversvoltage Type.....	Latch Off
Overload Protection.....	Auto recovery
Short Circuit Protection.....	Auto recovery
Designed in full compliance with	UL 60950-1, CSA 22.2 #60950-1, EN60950-1
EMI	FCC "B" EN55022 "B", EN55011 "B"
EMS.....	EN61000-4-2,-3,-4,-5,-6,-8,-11
Harmonics.....	EN61000-3-2

DESCRIPTION

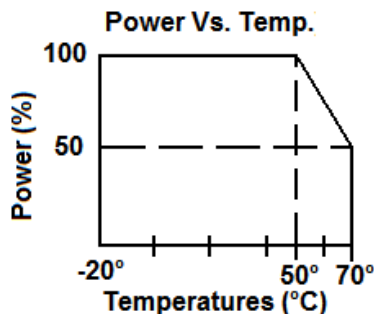
SNP-C04series is a universal input single output power supply. The series is a 40 Watt power supply in the size of 3.22"x 3.89" with a wattage density of 2.26W/in³. The efficiency can reach up to 75-85% depending on model.

FEATURES

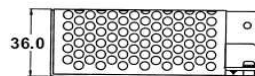
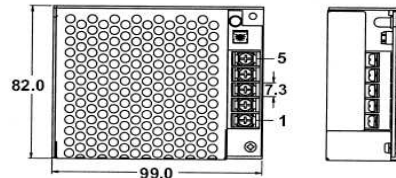
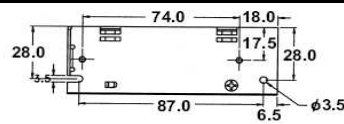
- EMI FCC Class B
- No Minimum Load Required
- Single Output
- Universal input 90VAC to 264VAC
- LED Indicator

APPLICATIONS

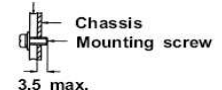
- Computer Peripherals
- Telecommunications
- Tape Drives
- Test Instrumentation Product
- Data Acquisition
- Industrial



MECHANICAL SPECIFICATIONS



Screw protrusion
customer system



Connector:
 AC input & DC output : Terminal Block 8.25mm / 0.325" Spacing
 Size: 82mm x 99mm x 36mm ; 3.22" x 3.89" x 1.42"
 Net Weight 315g approx. / Unit

OUTPUT SPECIFICATIONS

Model	Watts	Voltage (Vdc)	Load (A)				Voltage Tolerance	Ripple & Noise Pk to Pk	Regulation	
			Min.	Rate	Max	Peak			Line	Load
SNP-C04B	40	+3.3V	0	9		11	+3.25V~+3.355V	50mVpp	±1%	±1%
SNP-C046	40	+5V	0	7		10.5	+4.95V~+5.05V	50mVpp	±1%	±1%
SNP-C047	40	+12V	0	3		4.5	+11.4V~+12.6V	120mVpp	±1%	±1%
SNP-C048	40	+15V	0	2.4		3.6	+14.25V~+15.75V	150mVpp	±1%	±1%
SNP-C049	40	+24V	0	1.7		2.5	+22.8V~+25.2V	240mVpp	±1%	±1%
SNP-C04T	40	+48V	0	0.8		1.2	+45.6V~+50.4V	240mVpp	±1%	±1%
SNP-C043	40	+5V	0	4	6	8	+4.95V~+5.05V	50mVpp	±1%	±2%
		+12V	0	1.5	2	3	+11.4V~+12.6V	120mVpp	±1%	±3%
SNP-C04A	40	+5V	0	3	5	7	+4.95V~+5.05V	50mVpp	±1%	±1%
		+24V	0	1	1.5	2	+22.8V~+25.2V	240mVpp	±1%	±1%

Note: Contact factory for Safety Agency Approved status.

1. Peak Load can be provided up to 8 seconds.
2. At factory, in 60% rated load condition, each output is checked to be within voltage accuracy.
3. Line regulation is defined by changing ±10% of input voltage from nominal line at rated load.
4. Load regulation is defined by changing ±40% of measured output load from 60% rated load.
5. The ripple and noise is measured by using 15MHz bandwidth limited oscilloscope. Each output is terminated with a 0.47 μF + 10μF capacitor at rated load and nominal line.
6. Hold up time is measured from the end of the last charging pulse to the time when the main output drops down to 95% output voltage at rated load and nominal line.
7. Efficiency is measured at rated load.

SNP-C04 SERIES 40 WATT— PIN ASSIGNMENT

Pin	1	2	4	4	5	6
Model						
SNP-C04B	AC/L	AC/N	Earth	GND	+3.3V	
SNP-C046	AC/L	AC/N	Earth	GND	+5V	
SNP-C047	AC/L	AC/N	Earth	GND	+12V	
SNP-C048	AC/L	AC/N	Earth	GND	+15V	
SNP-C049	AC/L	AC/N	Earth	GND	+24V	
SNP-C04T	AC/L	AC/N	Earth	GND	+48V	
SNP-C043	AC/L	AC/N	Earth	+12V	GND	+5V
SNP-C04A	AC/L	AC/N	Earth	+24V	GND	+5V