


UV465 SERIES

65 Watt

UNIVERSAL INPUT

150Watt Peak



GENERAL SPECIFICATIONS

Input Voltage.....	85VAC to 264VAC or 120VDC to 350VDC
Input Frequency.....	47Hz to 63Hz
Inrush Current (cold).....	30A @ 115VAC 60A @ 230VAC
Operating Temperature.....	0 to 50°C
Storage Temperature.....	- 20°C to 85°C
Cooling.....	Free Air Convection
Efficiency.....	75% Typical
Holdup Time.....	16ms at 115VAC
Overvoltage Type.....	Crowbar
	Trip Point, 6.2V ± 0.4V or Rated Output +2V
Overload Protection.....	Foldback at 150% load
Output # 1 Voltage Adjustable.....	±10%
Safety:	
Designed in full compliance with.....	UL 60950-1 CSA 22.2 No. 60950-1 EN60950

DESCRIPTION

Tri-Mag, Inc. UV465 Series, these 65 watt switchers feature small size, low cost, high efficiency with universal input ranging from 85 VAC to 264 VAC without jumpers. This series is designed for high peak current applications.

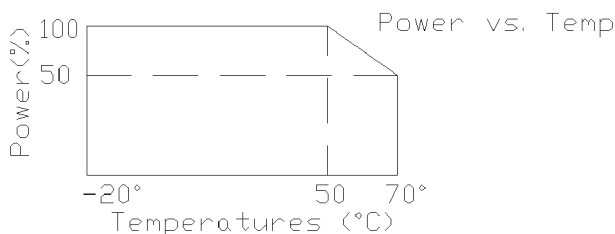
Both single output and multiple output models are available. The UV465 Series is designed in full compliance to UL 1950 CSA22.2 #234, and VDE EN60950.

FEATURES

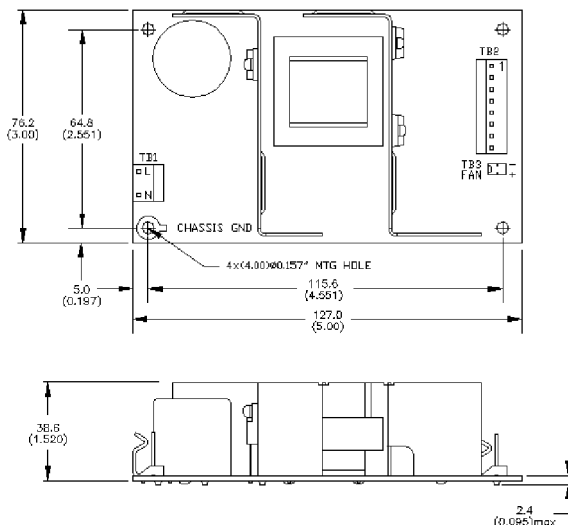
- 90 TO 264VAC Universal Input
- Compact & Low Cost
- Overload Protection
- Overvoltage Protection
- Short Circuit Protection
- 100% Hi-Pot Test
- 100% Cycling On-Off Burn-In Test
- Built-on Line Filter to Meet FCC Class B

APPLICATIONS

- Portable computer Systems
- Plotters, Printers
- Color Monitors, CRT Terminals
- Robotics, Instrumentation
- General Purpose
- Industrial and Process Control



MECHANICAL SPECIFICATIONS



MECHANICAL SPECIFICATIONS:
 Dimension Shown in IN (Tolerance Specified is ±0.016")

PC Board Size:
 5.0" x 3.0" x 1.5"
 (127mm x 76.2mm x 38.6mm)

Weight:
 380 Grams Approx.

MOUNTING HOLE:
 4.551" x 2.551" (115.6mm x 38.6mm)

TB1:
 AC Input, Using Molex 5277-2 or Equivalent

TB2:
 DC Output, Using Molex 5273-4, -6 or Equivalent

TB3:
 For 24VDC fan use only



TRI-MAG, Inc.
 ® *your* POWER Specialists

1601 N. CLANCY CT. • VISALIA, CA 93291
 (559) 651-2222 • FAX (559) 651-0188
<http://www.tri-mag.com>
sales@tri-mag.com

UV465 SERIES 65 WATT— PIN ASSIGNMENT

Pin	1	2	3	4	5	6	7	8
UV465-1	+5V	+5V	COM	COM	+12V	+12V	-12V	N/C
UV465-4	+5V	+5V	COM	COM	COM	COM	+12V	+12V
UV465-5	+5V	+5V	+5V	+5V	COM	COM	COM	COM
UV465-6	+12V	+12V	+12V	COM	COM	COM	COM	N/C
UV465-7	+15V	+15V	+15V	COM	COM	COM	COM	N/C
UV465-8	+24V	+24V	+24V	COM	COM	COM	COM	N/C
UV465-9	+15V	+15V	COM	COM	-15V	-15V	N/C	N/C
UV465-12	+24V	+24V	+24V	COM	COM	COM	COM	+5V
UV465-14	+48V	+48V	+48V	COM	COM	COM	-	-
UV465-15	+12V	+12V	+12V	COM	COM	COM	COM	+5V
UV465-16	+15V	+15V	+15V	COM	COM	COM	COM	+5V

UV465 SERIES 65 WATT— OUTPUT SPECIFICATIONS

Model	Voltage (Vdc)	Load (A)			Tolerance ±	Ripple & Noise	Regulation	
		Min.	Rate	Peak			Line	Load
UV465-1	+5V	0	3.5	5.0	1%	50 mV	1%	3%
	+12V	0	4.0	11.0	5%	100 mV	1%	3%
	-12V	0	0.3	0.5	5%	100 mV	1%	3%
UV465-4	+5V	0	3.5	5.0	1%	50 mV	1%	3%
	+12V	0	4.0	11.0	5%	120 mV	1%	5%
UV465-5	+5V	0.5	13	-	1%	100 mV	1%	1%
UV465-6	+12V	0.3	5.5	-	1%	100 mV	1%	1%
UV465-7	+15V	0.3	4.5	-	1%	100 mV	1%	1%
UV465-8	+24V	0.2	3.0	-	1%	150 mV	1%	1%
UV465-9	+15V	0.3	2.0	2.5	1%	100 mV	1%	1%
	-15V	0.3	2.0	2.5	5%	100 mV	1%	3%
UV465-12	+24V	0	2.5	6.0	1%	240 mV	1%	1%
	+5V	0	0.5	-	5%	50 mV	1%	5%
UV465-14	+48V	0	1.4	2.0	1%	250 mV	1%	1%
UV465-15	+12V	0	5.0	6.0	1%	120 mV	1%	1%
	+5V	0	0.5	-	5%	50 mV	1%	5%
UV465-16	+15V	0	4.0	-	1%	150 mV	1%	1%
	+5V	0	0.5	-	5%	50 mV	1%	5%

Note: Contact factory for Safety Agency Approved status.

All specifications and prices subject to change without notice