




TRI-MAG, Inc.
 your POWER Specialists

1601 N. CLANCY CT. • VISALIA, CA 93291
 (559) 651-2222 • FAX (559) 651-0188
<http://www.tri-mag.com>
 sales@tri-mag.com

UV430 SERIES

30 Watt

UNIVERSAL INPUT



DESCRIPTION

Tri-Mag, Inc. UV430 Series, these 30 watt switchers feature small size, low cost, high efficiency with universal input ranging from 85 VAC to 264 VAC without jumpers.

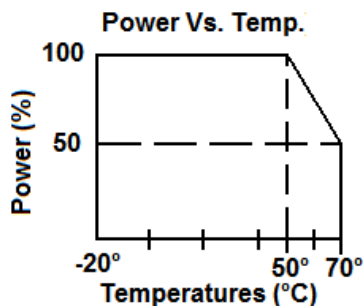
Both single output and multiple output models are available. The UV430 Series is designed in full compliance to UL 60950-1, CSA22.2 #234, and VDE EN60950.

FEATURES

- 80 TO 264VAC Universal Input
- Innovative Mosfet Design
- Low Cost
- High Efficiency
- 100% Hi-Pot Test
- 100% Cycling On-Off Burn-In Test
- Burn-in Line Filter to Meet FCC Class B

APPLICATIONS

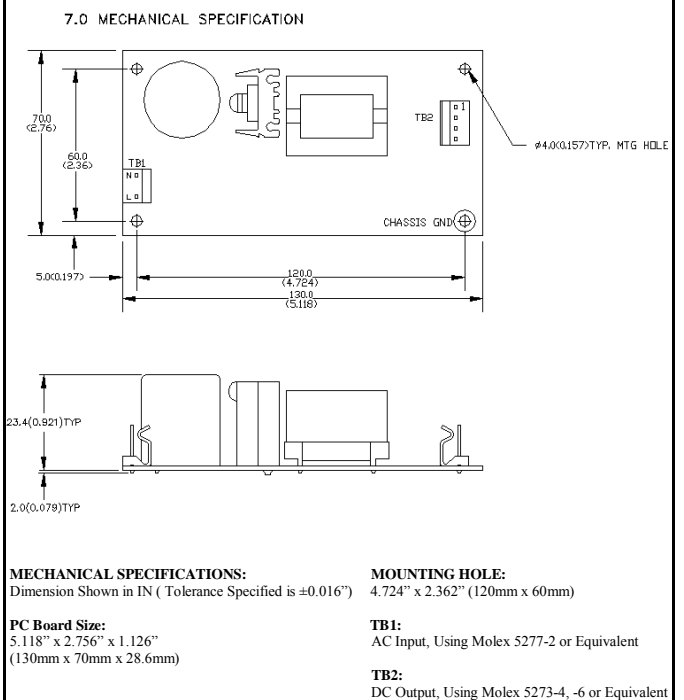
- Hard Disk Subsystems
- External Floppy Disk Systems
- External Tape Back-Up Systems
- Terminal Systems
- Modems
- Printers & Plotters



GENERAL SPECIFICATIONS

Input Voltage.....	85VAC to 264VAC or 120VDC to 350VDC
Input Frequency.....	47Hz to 63Hz
Inrush Current (cold).....	30A @ 115VAC 60A @ 230VAC
Operating Temperature.....	0 to 50°C
Storage Temperature.....	-20°C to 85°C
Cooling.....	Free Air Convection
Efficiency.....	75% Typical
Holdup Time.....	16ms at 115VAC
Overvoltage Type.....	Crowbar
	Trip Point, 6.2V ± 0.4V or Rated Output +2V
Overload Protection.....	Foldback at 150% load
Output # 1 Voltage Adjustable.....	±10%
Safety:	
Designed in full compliance with.....	UL 60950-1 CSA 22.2 No. 60950-1 VDE EN60950
EMI.....	Meet FCC Class "B" Vfg 243/1991

MECHANICAL SPECIFICATIONS





TRI-MAG, Inc.
your POWER Specialists

1601 N. CLANCY CT. • VISALIA, CA 93291
 (559) 651-2222 • FAX (559) 651-0188
<http://www.tri-mag.com>
sales@tri-mag.com

UV430 SERIES 30 WATT— PIN ASSIGNMENT

Pin Model	1	2	3	4	5	6
UV430-1	+5V	+5V	COM	COM	-12V	+12V
UV430-2	+5V	+5V	COM	COM	-5V	+12V
UV430-3	+5V	+5V	COM	COM	N/C	+12V
UV430-4	+5V	+5V	COM	COM	-15V	+15V
UV430-5	+5V	+5V	COM	COM	N/C	+24V
UV430-6	+5V	+5V	COM	COM	-	-
UV430-7	+12V	+12V	COM	COM	-	-
UV430-8	+15V	+15V	COM	COM	-	-
UV430-9	+24V	+24V	COM	COM	-	-

UV430 SERIES 30 WATT— OUTPUT SPECIFICATIONS

Model	Voltage (Vdc)	Load (A)			Tolerance ±	Ripple & Noise	Regulation	
		Min.	Rate	Peak			Line	Load
UV430-1	+5V	0	2.0	3.0	1%	50 mV	1%	1%
	+12V	0	1.5	3.0	5%	100 mV	1%	4%
	-12V	0	0.3	0.5	8%	100 mV	1%	4%
UV430-2	+5V	0	2.0	2.0	1%	50 mV	1%	1%
	+12V	0	1.5	3.0	5%	100 mV	1%	3%
	-5V	0	0.3	0.5	10%	100 mV	1%	5%
UV430-3	+5V	0	2.0	3.0	1%	50 mV	1%	1%
	+12V	0	1.5	3.0	5%	100 mV	1%	5%
UV430-4	+5V	0	1.5	3.0	1%	50 mV	1%	1%
	+15V	0	1.2	2.0	5%	150 mV	1%	4%
	-15V	0	0.3	0.5	7%	150 mV	1%	4%
UV430-5	+5V	0	2.0	3.0	1%	50 mV	1%	1%
	+24V	0	0.75	1.7	5%	150 mV	1%	3%
UV430-6	+5V	0	6.0	10.0	1%	50 mV	1%	1%
UV430-7	+12V	0	2.5	4.0	1%	100 mV	1%	1%
UV430-8	+15V	0	2.0	3.0	1%	100 mV	1%	1%
UV430-9	+24V	0	1.3	2.0	1%	150 mV	1%	1%

Note: Contact factory for Safety Agency Approved status.



1601 N. CLANCY CT. • VISALIA, CA 93291
 (559) 651-2222 • FAX (559) 651-0188
<http://www.tri-mag.com>
sales@tri-mag.com

EC & EU SERIES

30 Watt

UNIVERSAL INPUT WITH CHASSIS



EC

EU

DESCRIPTION

Our Standard power supplies, the UV430 Series, can be installed into a fully enclosed chassis or in a 'U' shape chassis as an option. These options offer two mounting planes to choose from and a input output barrier strip termination. The fully enclosed option help to reduce radiated noise.



ECS

EUS

Other options include the ECS and EUS series, same as EC and EU but with no terminal barrier strip.

Dimension Table:

Figure	Inches	(mm)
A	5.92	150.37
B	3.20	81.28
C	1.80	45.72
D	4.00	101.6
E	0.75	19.05
F	2.00	50.8
G	1.50	38.1
H	0.85	21.59
I	1.48	37.59
J	1.30	33.02

FEATURES, APPLICATIONS, SPECIFICATIONS

All features, applications, and electrical specifications are the same as the standard UV430 Series.

Part Number System:

UV430-1 EC (Fully enclosed chassis)

UV430-1 EU ('U' shape chassis)

MECHANICAL SPECIFICATIONS

All Dimensions in Inches (mm)

Case Size:

5.92" x 3.20" x 1.80"

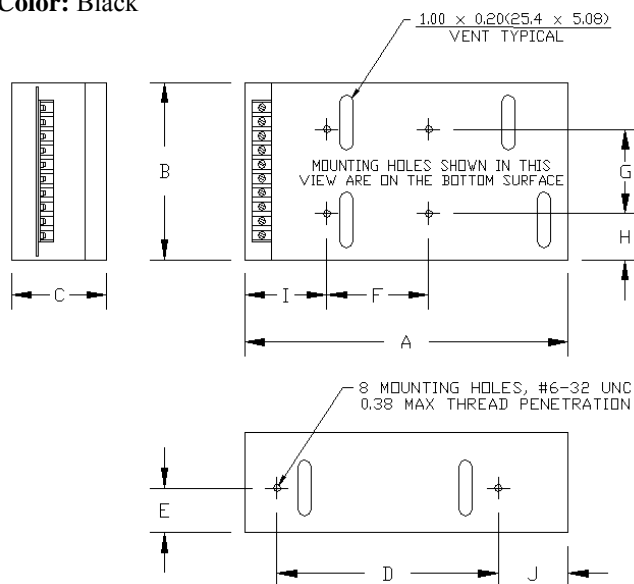
(150.3mm x 81.28mm x 45.72mm)

Mounting Holes:

2.00" x 1.50" or 4.00" 2 hole only

(50.8mm x 38.1mm) or (101.6mm 2 hole only)

Color: Black



PIN ASSIGNMENT

Model \ Pin	1	2	3	4	5	6	7	8	9	10
UV430-1 EC/EU	ACG	ACL	ACN		+5V	+5V	COM	COM	-12V	+12V
UV430-2 EC/EU	ACG	ACL	ACN		+5V	+5V	COM	COM	-5V	+12V
UV430-3 EC/EU	ACG	ACL	ACN		+5V	+5V	COM	COM	N/C	+12V
UV430-4 EC/EU	ACG	ACL	ACN		+5V	+5V	COM	COM	-15V	+15V
UV430-5 EC/EU	ACG	ACL	ACN		+5V	+5V	COM	COM	N/C	+24V
UV430-6 EC/EU	ACG	ACL	ACN		+5V	+5V	COM	COM		
UV430-7 EC/EU	ACG	ACL	ACN		+12V	+12V	COM	COM		
UV430-8 EC/EU	ACG	ACL	ACN		+15V	+15V	COM	COM		
UV430-9 EC/EU	ACG	ACL	ACN		+24V	+24V	COM	COM		