




TRI-MAG, Inc.
your POWER Specialists

1601 N. CLANCY CT. • VISALIA, CA 93291
 (559) 651-2222 • FAX (559) 651-0188
<http://www.tri-mag.com>
sales@tri-mag.com

UV410 SERIES

10 Watt

UNIVERSAL INPUT



DESCRIPTION

Tri-Mag, Inc. UV410 Series, these 10 watt switchers feature small size, low cost, high efficiency with universal input ranging from 85 VAC to 270 VAC without jumpers.

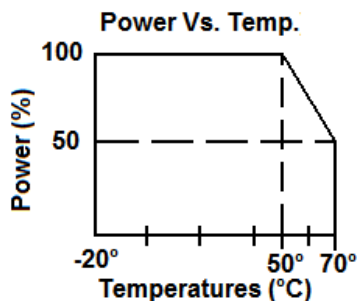
Both single output and multiple output models are available. The UV410 Series is designed in full compliance to UL 60950-1, CSA22.2 #234, and VDE EN60950.

FEATURES

- 80 TO 264VAC Universal Input
- Innovative Mosfet Design
- Low Cost
- High Efficiency
- 100% Hi-Pot Test
- 100% Cycling On-Off Burn-In Test
- Built-in Line Filter to Meet FCC Class B

APPLICATIONS

- Hard Disk Subsystems
- External Floppy Disk Systems
- External Tape Back-Up Systems
- Terminal Systems
- Modems
- Printers & Plotters



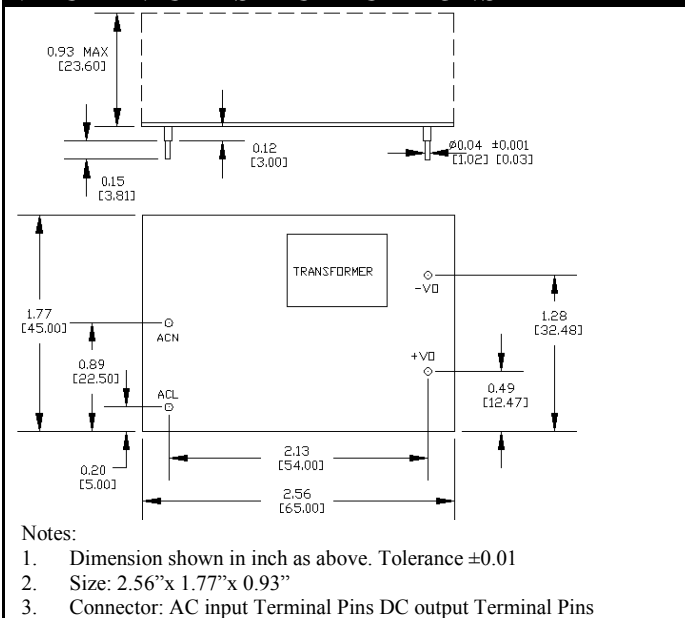
GENERAL SPECIFICATIONS

Input Voltage.....	85VAC to 270VAC or 120VDC to 350VDC
Input Current.....	1 A AT 115VAC 0.6 A AT 230VAC
Input Frequency.....	47Hz to 63Hz
Inrush Current (cold).....	15A @ 115VAC 30A @ 230VAC
Operating Temperature.....	0 to 50°C
Storage Temperature.....	-40°C to 85°C
Cooling.....	Free Air Convection
Efficiency.....	70% Typical
Holdup Time.....	16ms at 115VAC
Overvoltage Type.....	Crowbar Trip Point, 5.7V to 6.7V or Rated Output +2V
Overload Protection.....	Foldback at 150% load
Output # 1 Voltage Adjustable.....	±10%

Safety:

Designed in full compliance with..... UL 60950-1
 CSA 22.2 No. 60950-1
 EN60950
 EMI..... Meet FCC Class "B"

MECHANICAL SPECIFICATIONS





TRI-MAG, Inc.
your POWER Specialists

1601 N. CLANCY CT. • VISALIA, CA 93291
 (559) 651-2222 • FAX (559) 651-0188
<http://www.tri-mag.com>
sales@tri-mag.com

UV410 SERIES 10 WATT— PIN ASSIGNMENT

Model \ Pin	1	2	3	4
UV410-6	+5V	GND	-	-
UV410-7	+12V	GND	-	-
UV410-9	+24V	GND	-	-
UV410-18	+3.3V	GND	-	-

UV410 SERIES 10 WATT— OUTPUT SPECIFICATIONS

Model	Voltage (Vdc)	Load (A)			Tolerance ±	Ripple & Noise	Regulation	
		Min.	Rate	Peak			Line	Load
UV410-6	+5V	0	2	3	1%	50 mV	1%	1%
UV410-7	+12V	0	0.85	1	1%	100 mV	1%	1%
UV410-9	+24V	0	0.5	-	1%	150 mV	1%	1%
UV410-18	+3.3V	0	3	-	1%	50 mV	1%	1%

Note: Contact factory for Safety Agency Approved status.