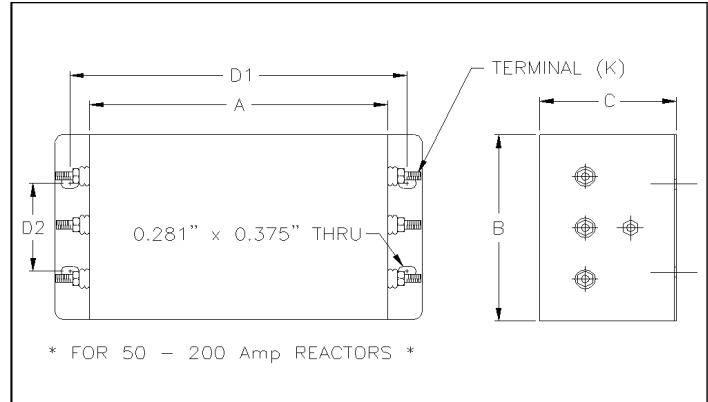
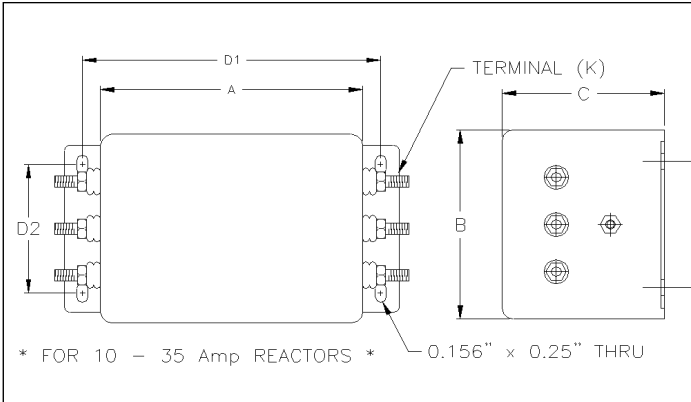


## THREE PHASE DELTA, 600VAC, REACTORS, TPDR SERIES



## FEATURES AND SPECIFICATIONS

### SPECIFICATIONS

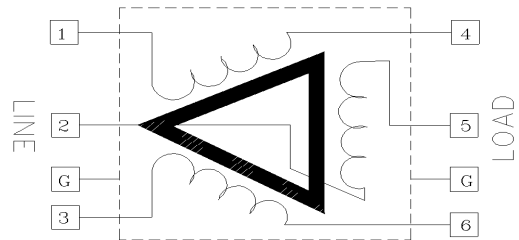
#### 1.0 HIGHPOT RATING:

LINE-TO-GROUND: 2500 VAC  
 LINE-TO-LINE: 2500 VAC

#### 2.0 MAXIMUM LEAKAGE CURRENT, EACH LINE TO GROUND, @ 600VAC, 60Hz: 10 uA max

#### 3.0 PERFORMANCE

	0.05	0.15	0.50	1.50	5.00	20.0	30.0
C/M L/G	10 dB	50 dB	55 dB	65 dB	65 dB	65 dB	65 dB
D/M L/L	20 dB	50 dB	50 dB	60 dB	60 dB	60 dB	60 dB



SCHEMATIC

#### 5.0 RATED VOLTAGES AND FREQUENCY: 600 VAC, 47 - 400 Hz

#### 4.0 DIMENSIONS (INCHES)

PART NUMBER	CURRENT RATING	INDUCTANCE	4.0 DIMENSIONS (INCHES)					
			A	B	C	D1	D2	K
TPDR00103R0	10A	3.00 mH	3.88	3.31	1.50	4.27	2.00	#8-32 UNC
TPDR0153R0	15A	3.00 mH	3.88	3.31	1.50	4.27	2.00	#8-32 UNC
TPDR0203R0	20A	3.00 mH	3.88	3.31	1.50	4.27	2.00	#8-32 UNC
TPDR0303R0	30A	3.00 mH	3.88	3.31	1.50	4.27	2.00	#10-32 UNC
TPDR0501R0	50A	1.00 mH	6.75	4.25	2.75	7.37	2.00	#1/4-20 UNC
TPDR0601R0	60A	1.00 mH	6.75	4.25	2.75	7.37	2.00	#1/4-20 UNC
TPDR0800R3	80A	0.3 mH	8.00	5.00	4.75	9.00	4.00	#1/4-20 UNC
TPDR1000R2	100A	0.2 mH	8.00	5.00	4.75	9.00	4.00	#3/8-16 UNC
TPDR1500R1	150A	0.1mH	8.00	5.00	4.75	9.00	4.00	#3/8-16 UNC
TPDR2000R1	200A	0.1mH	8.00	5.00	4.75	9.00	4.00	#3/8-16 UNC

### FEATURES

- \* RUGGED CONSTRUCTION
- \* PACKAGE IS 100% RFI SHIELDED IN PLATED MATERIAL
- \* REDUCES CONDUCTED EMISSIONS FROM MOTOR CONTROLLERS
- \* COMMON MODE INDUCTORS OR CHOKES