


# SNP-C10 SERIES

## 100 Watts

### Industrial Applications

## 150 Watts Peak Current



### GENERAL SPECIFICATIONS

Input Voltage.....	85VAC to 264VAC
Input Frequency.....	47Hz to 63Hz
Inrush Current (cold).....	Less than 30A at 115VAC, 25°C
Operating Temperature.....	-20 to 70°C de-rated 2.5%/°C >50°C
Storage Temperature.....	-40°C to 85°C
Cooling.....	Free Air Convection
Efficiency.....	80% to 87%
Holdup Time.....	>16ms at 115VAC
Oversvoltage Type.....	Latch Off
Overload Protection.....	Auto recovery
Short Circuit Protection.....	Auto recovery
Designed in full compliance with	UL 60950-1, CSA 22.2 #60950-1, EN60950-1
EMI .....	FCC "B" EN55022 "B", EN55011 "B"
EMS.....	EN61000-4-2,-3,-4,-5,-6,-8,-11
Harmonics.....	EN61000-3-2

### DESCRIPTION

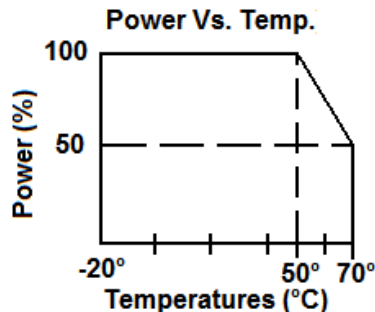
SNP-C10 series is a universal input single output power supply. The series is a 100 Watt power supply in the size of 3.74" x 6.25" with a wattage density of 3.0W/in<sup>3</sup>. The efficiency can reach up to 80-86% depending on model.

### FEATURES

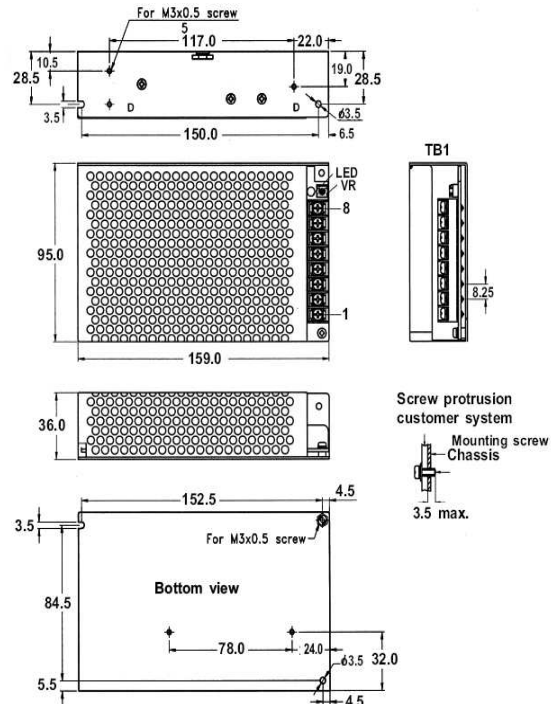
- EMI FCC Class B
- No Minimum Load Required
- Single & Multiple Outputs
- Universal input 90VAC to 264VAC
- LED Indicator

### APPLICATIONS

- Computer Peripherals
- Telecommunications
- Tape Drives
- Test Instrumentation Product
- Data Acquisition
- Industrial



### MECHANICAL SPECIFICATIONS



Connector:  
 AC input & DC output : Terminal Block 8.25mm / 0.325" Spacing  
 Size: 95mm x 159mm x 36mm ; 3.74" x 6.25" x 1.42"  
 Net Weight 610g approx. / Unit

**OUTPUT SPECIFICATIONS**

Model	Watts	Voltage (Vdc)	Load (A)			Voltage Tolerance	Ripple & Noise Pk to Pk	Regulation	
			Min.	Rate	Peak			Line	Load
SNP-C106	100	+5V	0	18	30	+4.95V~+5.05V	50mVpp	±1%	±1%
SNP-C107	100	+12V	0	9	13.5	+11.4V~+12.6V	120mVpp	±1%	±1%
SNP-C108	100	+15V	0	7	10.5	+14.25V~+15.75V	150mVpp	±1%	±1%
SNP-C109	100	+24V	0	4.5	6.8	+22.8V~+25.2V	240mVpp	±1%	±1%
SNP-C10T	100	+48V	0	2.3	3.4	+45.6V~+50.4V	480mVpp	±1%	±1%
SNP-C103	100	+5V	0	8	12	+4.95V~+5.05V	50mVpp	±1%	±3%
		+12V	0	4.5	8	+11.4V~+12.6V	120mVpp	±1%	±3%
SNP-C10A	100	+5V	0	7	12	+4.95V~+5.05V	50mVpp	±1%	±3%
		+24V	0	2.5	4	+22.8V~+25.2V	240mVpp	±1%	±3%
SNP-C100	100	+5V	0	7	15	+4.95V~+5.05V	50mVpp	±1%	±3%
		+12V	0	4	7	+11.4V~+12.6V	120mVpp	±1%	±3%
		-12V	0	0.5		-11.4V~-12.6V	120mVpp	±1%	±3%
		-5V	0	0.5		-4.95V~-5.05V	50mVpp	±1%	±3%
SNP-C104	100	+5V	0	7	15	+4.95V~+5.05V	50mVpp	±1%	±3%
		+15V	0	3	6	+14.25V~+15.75V	150mVpp	±1%	±3%
		-15V	0	0.5		-14.25V~-15.75V	150mVpp	±1%	±3%
		-5V	0	0.5		-4.95V~-5.05V	50mVpp	±1%	±3%
SNP-C10F	100	+5V	0	5	10	+4.95V~+5.05V	50mVpp	±1%	±3%
		+12V	0	2	5	+11.4V~+12.6V	120mVpp	±1%	±3%
		+24V	0	1.5	3	+22.8V~+25.2V	240mVpp	±1%	±3%
		-12V	0	0.5		-11.4V~-12.6V	120mVpp	±1%	±3%

Note: Contact factory for Safety Agency Approved status.

**SNP-C10 SERIES 100 WATT— PIN ASSIGNMENT**

Model \ Pin	1	2	4	4	5	6	7	8
SNP-C106	AC/L	AC/N	Earth	GND	+5V			
SNP-C107	AC/L	AC/N	Earth	GND	+12V			
SNP-C108	AC/L	AC/N	Earth	GND	+15V			
SNP-C109	AC/L	AC/N	Earth	GND	+24V			
SNP-C10T	AC/L	AC/N	Earth	GND	+48V			
SNP-C103	AC/L	AC/N	Earth	+12V	GND	+5V		
SNP-C10A	AC/L	AC/N	Earth	+24V	GND	+5V		
SNP-C100	AC/L	AC/N	Earth	+12V	-5V	+12V	GND	+5V
SNP-C104	AC/L	AC/N	Earth	-15V	-5V	+15V	GND	+5V
SNP-C10F	AC/L	AC/N	Earth	-12V	+24V	+12V	GND	+5V